



TANK ACCESSORIES


1. New fitting




2. open a car chain




3. Open screw



4. open the chain connects




5. open Behind fitting




6. open gear




7. Bore holes in round hole




8. Cuts off the fitting




9. Bore holes in round hole




10. Turns on the new fitting




11. Loads the new fitting




12. Alignment connection fitting



13. Joins the fitting



14. The construction completes



15. Finished product completion



WARNING:
CHOKING HAZARD-Small parts
not for children under 3 years



ASIATAM